

IEEE Southeast Con 2019 Team 305 Presentation

By: Chase Sapp, Kyle Voycheske, Yuan Chendong, Daniel Delgado, and Fabio Trinidad

Department of Electrical and Computer Engineering
Department of Mechanical Engineering



FAMU-FSU
Engineering

Team Members



Chase Sapp

Team Leader/



Kyle Voycheske

Lead Mechanical
Engineer



Chendong Yuan

Lead Control
System Engineer/
Financial Advisor



Daniel Delgado

Lead Software
Engineer



Fabio Trinidad

Lead Electrical
Engineer

Department of Electrical and Computer Engineering

Daniel Delgado

Department of Mechanical Engineering



FAMU-FSU
Engineering

VDR 6 Itinerary

Topic	Person
Southeast Con Recap	Daniel Delgado
Budget Update	Yuan Chendong
Previous Robot Versions to Current Design	Chase Sapp
Overall Software Architecture	Fabio Trinidad

Department of Electrical and Computer Engineering

Daniel Delgado

Department of Mechanical Engineering



FAMU-FSU
Engineering

Southeast Con 2019

- IEEE Region 3 for: Technical, Professional, and Student conference
- Focuses on sharing ECE latest information
- Events
 - A technical program with seminars, tutorials and workshops
 - A student program with student competitions
 - Exhibits
 - IEEE regional meetings
- Conference Location: Von Braun Center in Huntsville, Alabama
- Thursday, April 11th, 2019 through Sunday, April 14th, 2019



Department of Electrical and Computer Engineering

Daniel Delgado

Department of Mechanical Engineering

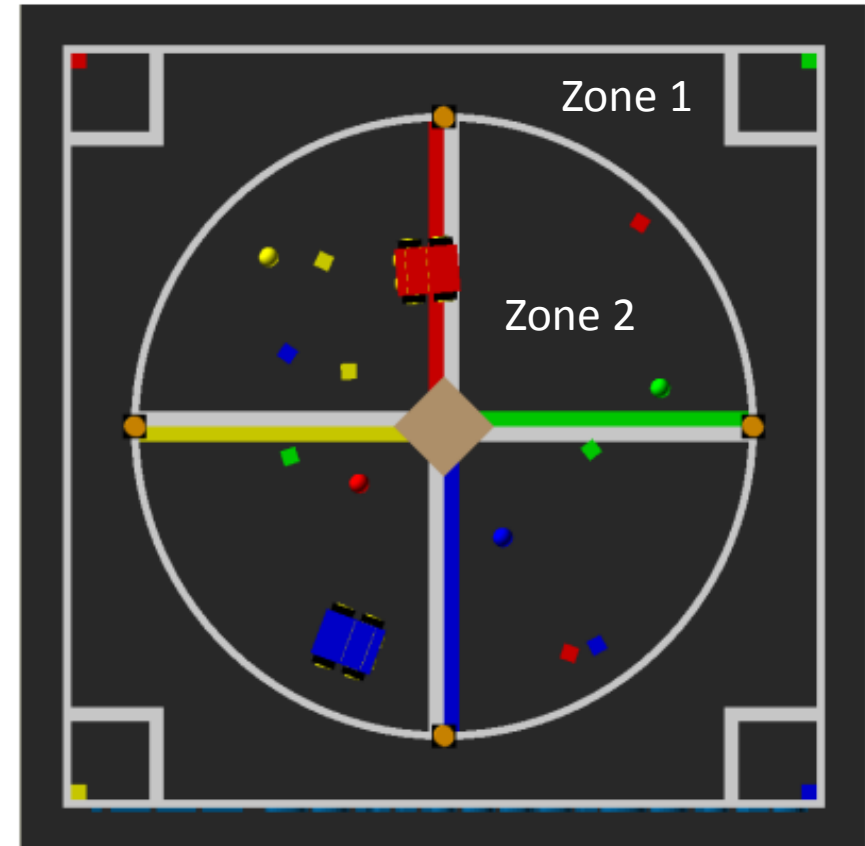


FAMU-FSU
Engineering

How to Earn Points in the Competition

Southeast Con 2019 Hardware competition Point System [1]


Points	Task
5 pts	Leave home base and enter Zone 1
5 pts	Cross the orbital line into Zone 2 (first time only)
5 pts	For each complete, counter-clockwise orbit within Zone 2, starting from the quadrant closest to designated corner square
10 pts	Debris removed from Zone 2 (each)
10 pts	Debris placed in corner square (additional to removal)
10 pts	Color-matched debris placed in appropriate color corner square (bonus points)
10 pts	Finish in your home base
25 pts	At conclusion of debris removal, raise your onboard flag while in home base
-10 pts	Every collision with a Spacetel



[1] Southeast Con 2019 Playing Field

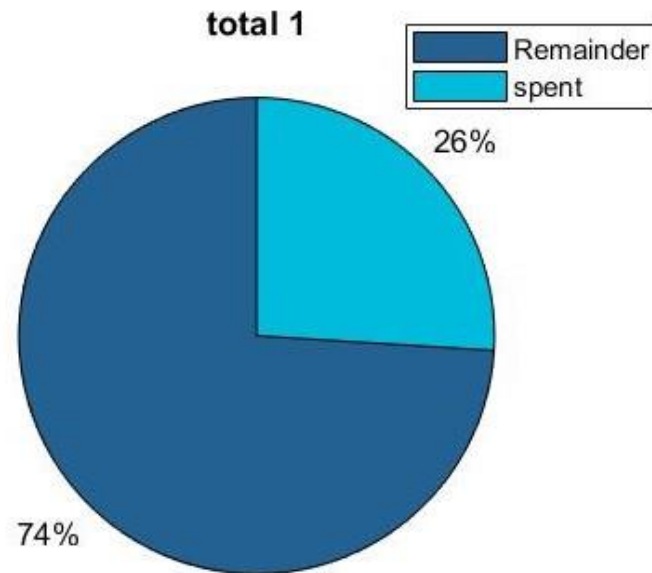
Testing Field

- Design to match the competition's layout
- Paint was used for the center structured and corner posts (based on rules update)
- Space debris (wooden cubes) were painted to match respective home corner

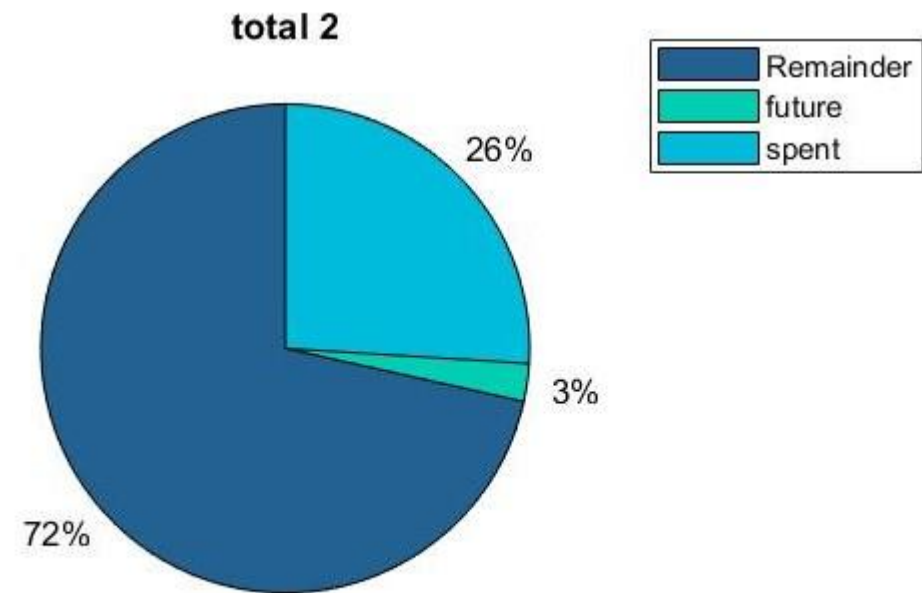


Budget Update

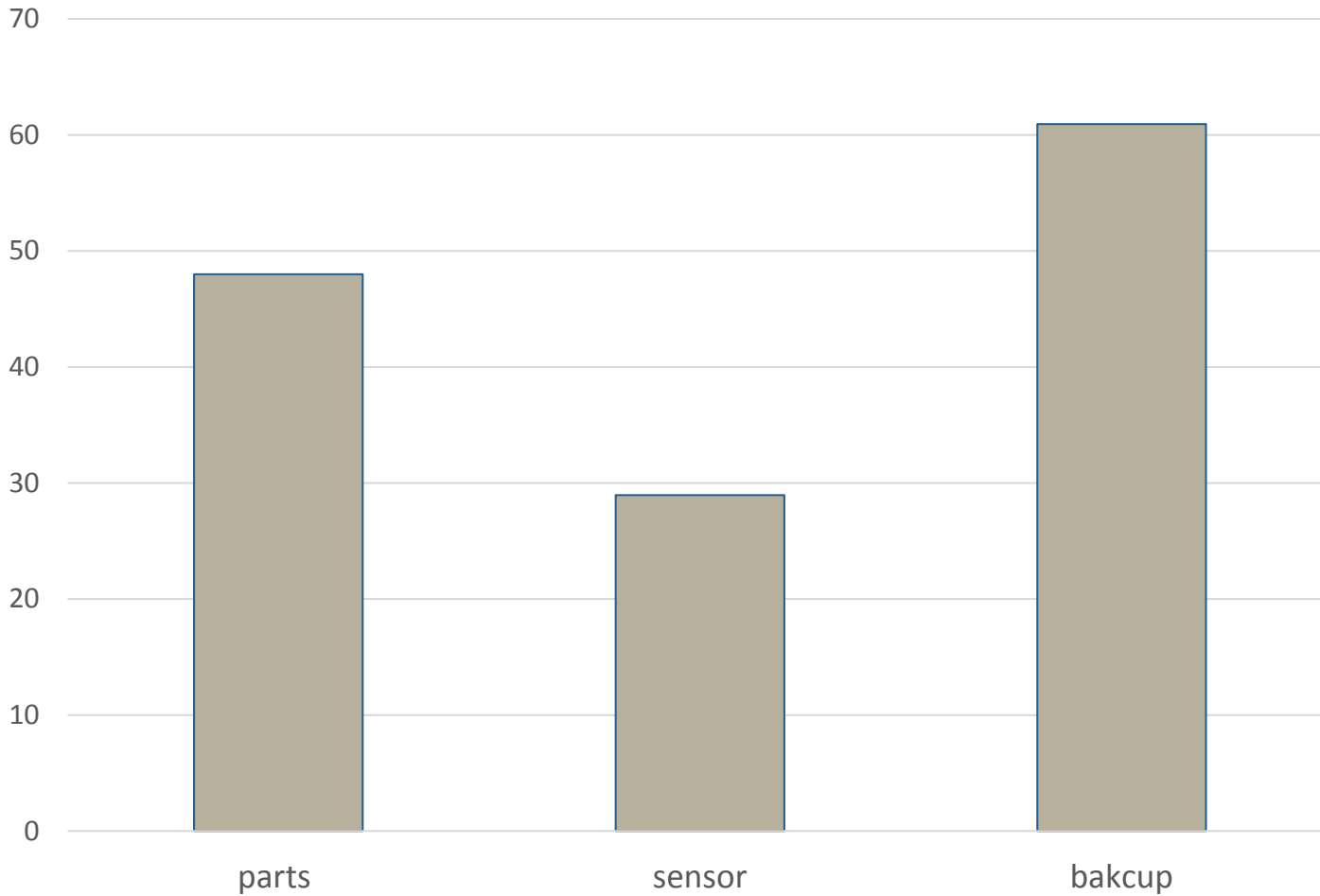
Before VDR 6



Estimate VDR 6



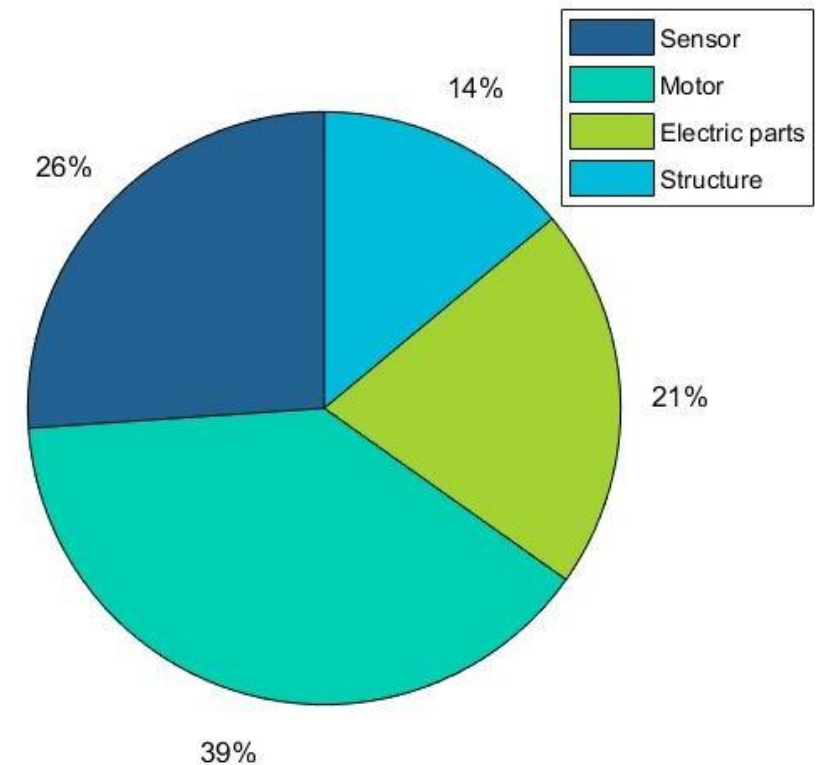
Update from VDR5




Item	Price
Bearings	10.48
Cable	5.79
LED	12.99
Switch	6.78
Voltage regulator	11.95
IR sensor	18.99
RGB sensor	9.97
Gear motors	36.95
Wheel set (2 sets)	16.98
H-bridge	7.01

Material Bulk Bot Cost

Sensor		Motor	
Pixy2	59.9	Gearmotor*2(wheel)	73.9
IR sensor*2	37.98	stepper motor*2(sorting)	13.99
RGB sensor	9.97	Gearmotor*2(brush)	73.9
Total	107.85	Total	161.79
Electric parts		Structure	
Voltage regulator	11.95	Wheels	16.98
Switch	6.78	Bearings	10.48
H-bridge*2	33.98	Plastic sheets	29.27
Arduino board	33.5	Screw	1.05
Total	86.21	Total	57.78
Grand Total	413.63		

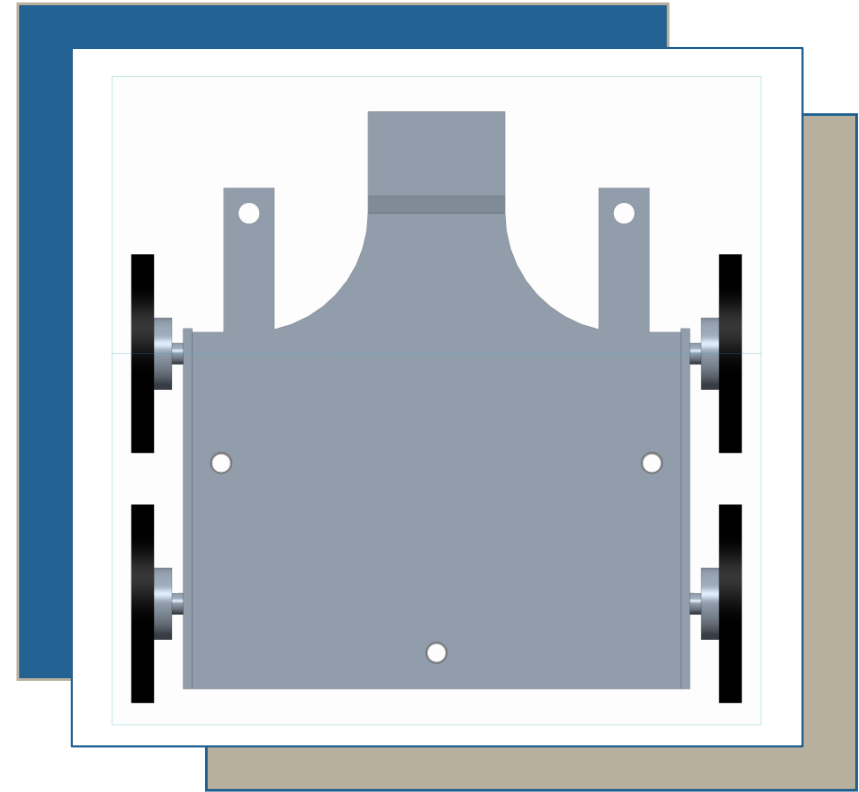


Robot Versions to Now



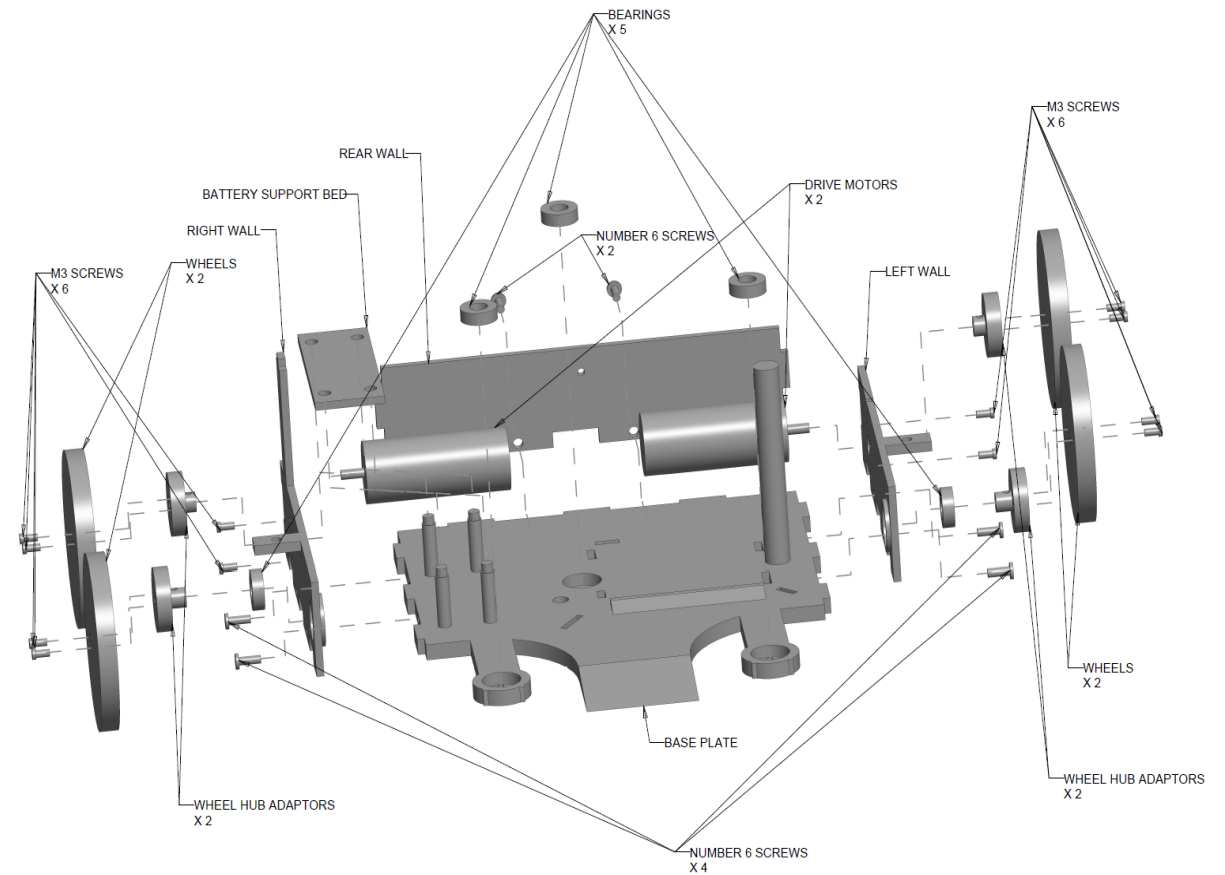
Version 3 to Version 4

- Base plate broken into multiple parts
 - Modular assembly
 - Less 3D printing time overall
- Redesigned bumper attachment to base plate
 - Robot now supports flat-plane bracket opposed to L-bracket
- Battery permanently fixed to robot



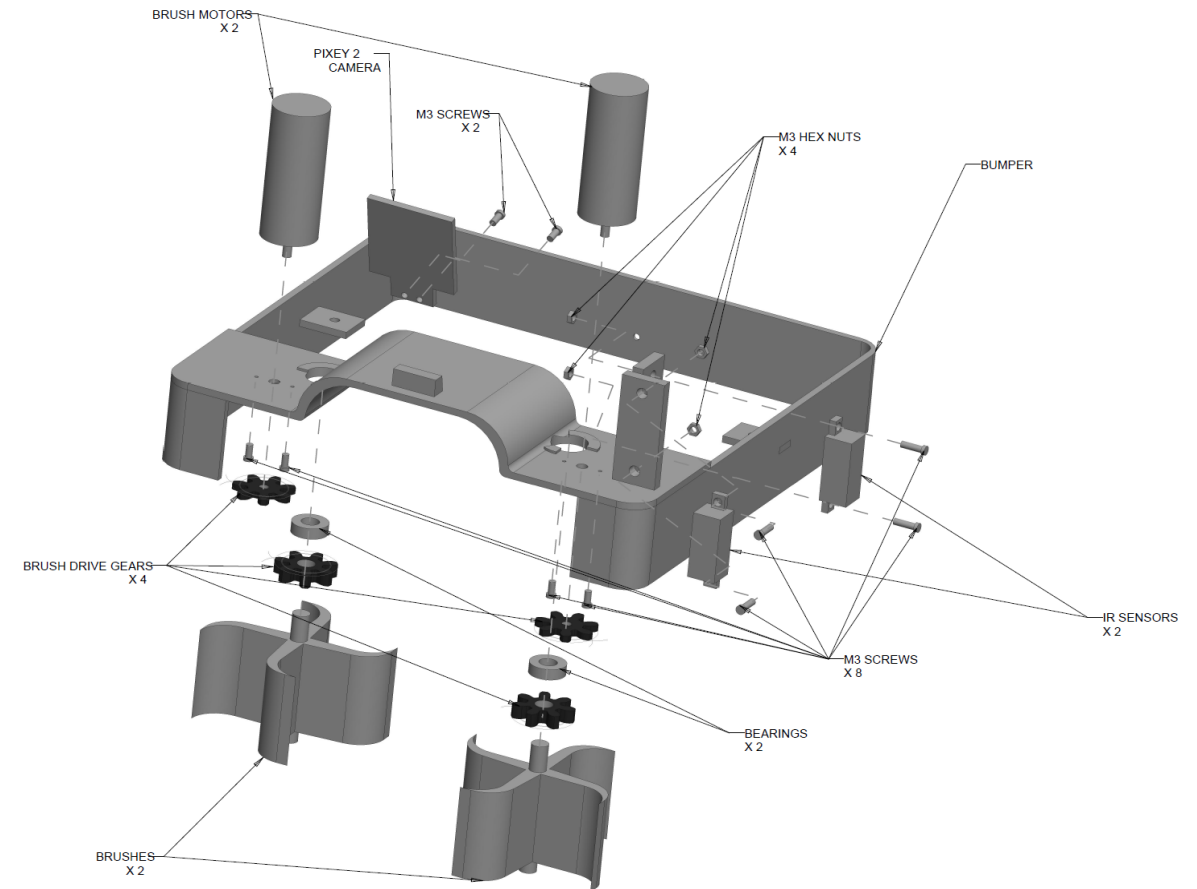
Breaking the Mold

- Broken the base into 9 parts
- Easy access to electronic hardware
- Internal gear box for the elevator did not print excess supports

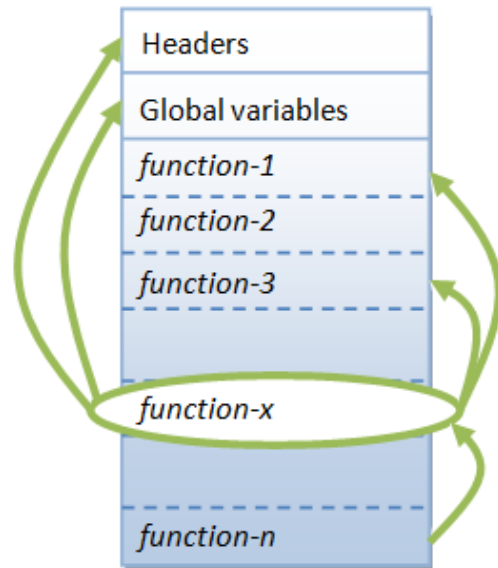


Redesigning the Bumper

- Redesigned bumper attachment to base plate
- Placed the Pixy 2 at a angle
- Completely remove back support structure
- Robot now supports flat-plane bracket opposed to L-bracket

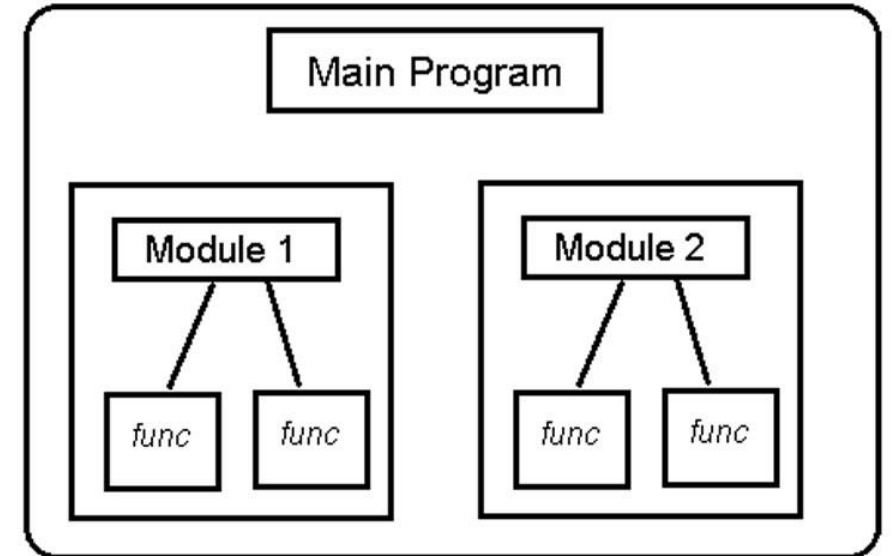


Software Update: Organization



A function (in C) is not well-encapsulated

- Software divided into various modules to allow easy and quick debugging
- Includes all components including motor control, object detection, etc.




Software Update: Phases

- Phase 1
 - Robot enters zone 2
- Phase 2
 - Robot follows predetermined route
 - Gather debris
 - Avoid other robots
- Phase 3
 - Return home in the last 30 seconds of the round

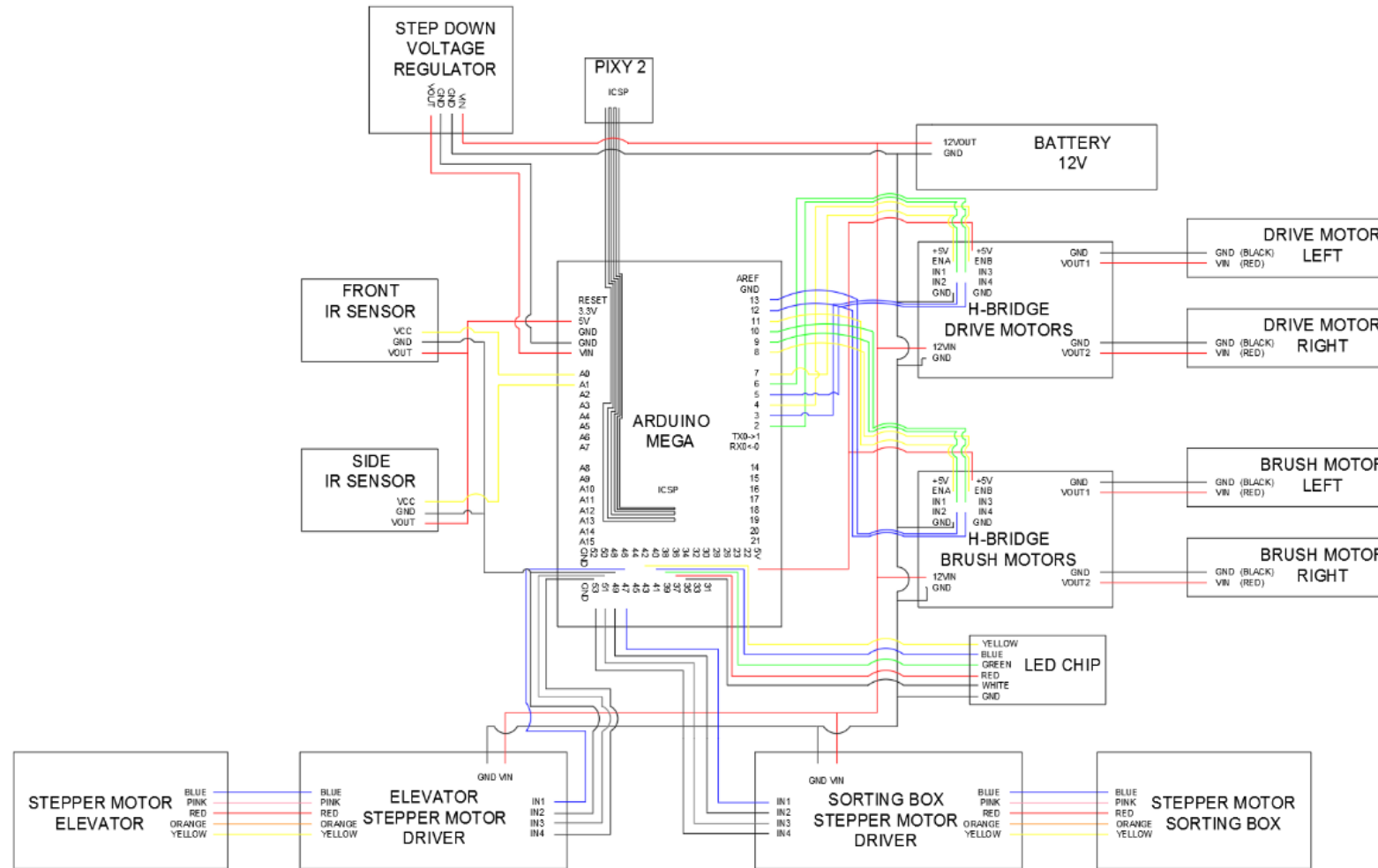


Software Update: Test codes

- IR Test Code
- LED Test Code
- Elevator Test Code
- Sorting Box Test Code
- Drive Motor Test Code
- Brush Test Code



Wiring the Southeast Con Robot



Reference

- [1] *IEEE Future Directions*,
sites.ieee.org/southeastcon2019/program/student-program/



Questions?

